




Little Hector

and the Big Idea

Activity
Pack







**How many pieces of
rubbish can you spot?**





Help Little Hector clean up!

Plastic rubbish in the sea is a big problem for sea creatures because they can eat it or get stuck in it.



Eat sustainably caught fish that isn't caught by trawler nets or set-netting.



Use paper or reusable bags instead of plastic bags.



When you at the beach or on a boat, take all your rubbish home with you.

Use refillable drink bottles and reusable containers, rather than plastic ones that you throw away.

Make your school lunch plastic wrapper free.



Swap out plastic bin liners for compostable bags.

Buy unpackaged items where possible eg. Buy loose fruit & veges rather than shrink-wrapped.

Pick up any extra litter you spot so it doesn't end up in the sea.

Join a local beach clean-up or even help organise one!

Working together, we can make a big difference!



How to draw Little Hector

NOTE:
If you draw
steps 1-4 lightly
you can erase
them later.

Step 1:



Draw a large oval for the body and a smaller oval, half inside the larger one.

Step 2:



Draw a small squashed oval, this will be Little Hector's nose!

Step 3:




Draw a triangle for his tail.

Step 4:




Draw some rounded fins.

Step 5:




Give Little Hector his eye and eyebrow. At this stage you can erase the lines you don't need.

Step 6:



Draw lines to show Little Hector's unique markings.



Step 7:

You've drawn Little Hector!
Now maybe draw him a nice ocean background to swim around in.

Did you know?...

Hector dolphins only grow up to 4.9 ft long, making them one of the smallest species of dolphins in existence!

